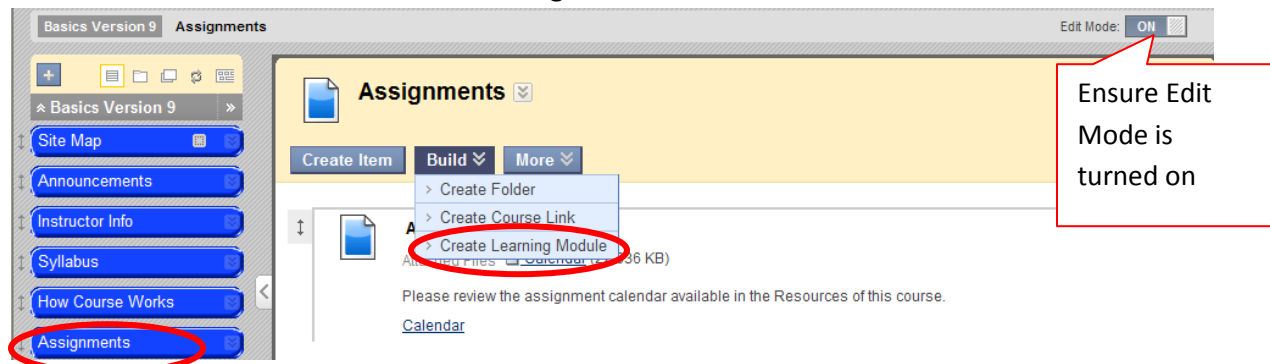


Create Assignment Learning Unit/Module

In this instance we will build an assignment learning unit in a blackboard course site.

Step 1: Go to the **Assignment** area of your course. While in **Edit Mode** click the **double down arrows** on the **Build** button. Select to **Create Learning Module**.



Basics Version 9 Assignments Edit Mode: ON

Assignments

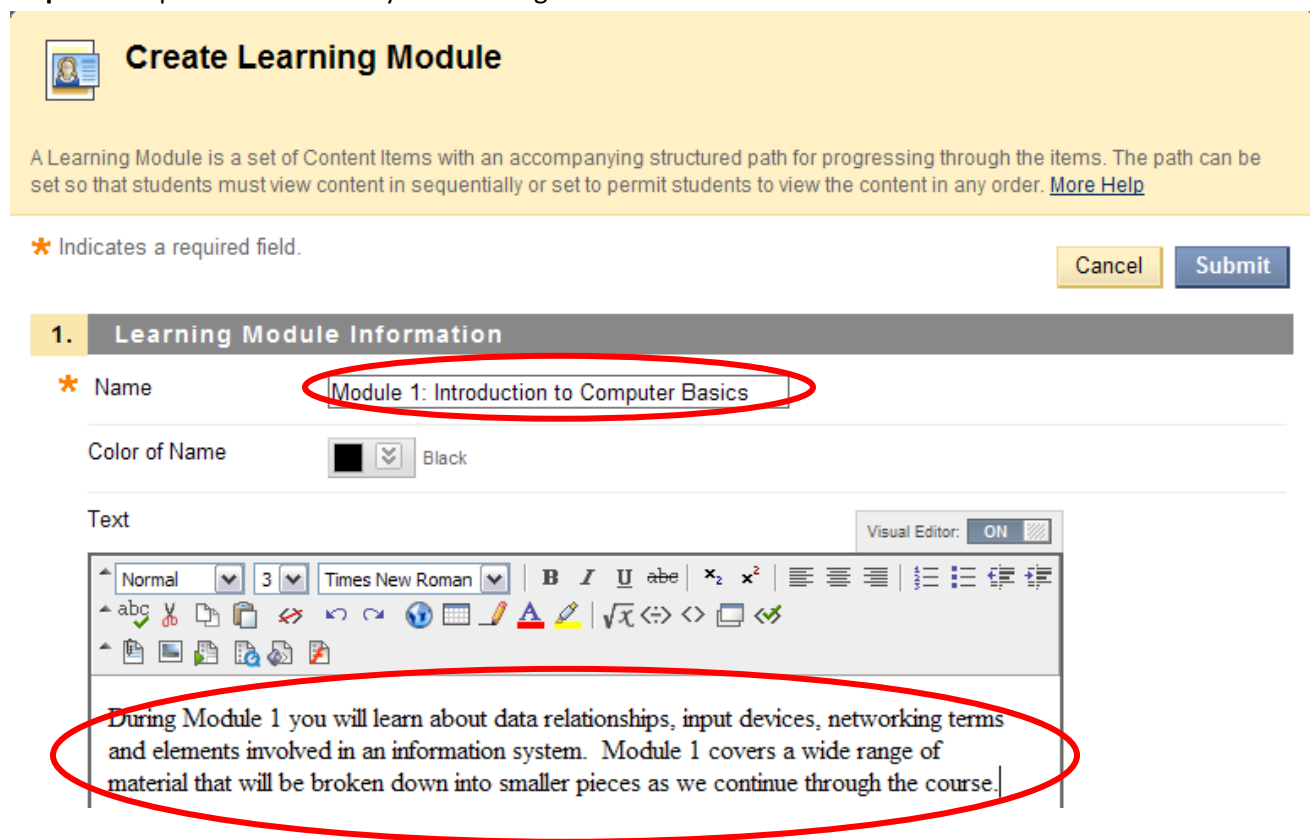
Create Item Build More

- Create Folder
- Create Course Link
- Create Learning Module

Please review the assignment calendar available in the Resources of this course.
[Calendar](#)

Ensure Edit Mode is turned on

Step 2: Complete Area 1. Give your Learning Module a name and Introduction Text.



Create Learning Module

A Learning Module is a set of Content Items with an accompanying structured path for progressing through the items. The path can be set so that students must view content in sequentially or set to permit students to view the content in any order. [More Help](#)

* Indicates a required field.

Cancel Submit

1. Learning Module Information

* Name

Color of Name Black

Text

Visual Editor: ON

Normal 3 Times New Roman B I U abc x₂ x² | [List Icons]

During Module 1 you will learn about data relationships, input devices, networking terms and elements involved in an information system. Module 1 covers a wide range of material that will be broken down into smaller pieces as we continue through the course.

Create Assignment Learning Unit/Module

Step 3: Complete Area 2. Select your preferred options.



2. Options



Permit Users to View the Content Item Yes No

Enforce Sequential Viewing of the Learning Module? Yes No

Open in New Window Yes No

Track Number of Views Yes No

Select Date and Time Restrictions Display After  
Enter dates as mm/dd/yyyy. Time may be entered in any increment.




Display Until  
Enter dates as mm/dd/yyyy. Time may be entered in any increment.

Step 4: Go to Area 3 and Submit.

3. Submit

Cancel **Submit**

End Product:

  **Module 1: Introduction to Computer Basics** 

Enabled: Statistics Tracking
During Module 1 you will learn about data relationships, input devices, networking terms and elements involved in an information system. Module 1 covers a wide range of material that will be broken down into smaller pieces as we continue through the course.

Notice double headed arrow. Allows you to move and organize modules in the assignment area in your preferred method.

Notice double down arrows. This is where you would go to modify/edit your learning module.